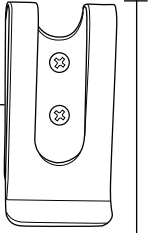


# ADA Bracket Spring Clip Installation Instructions

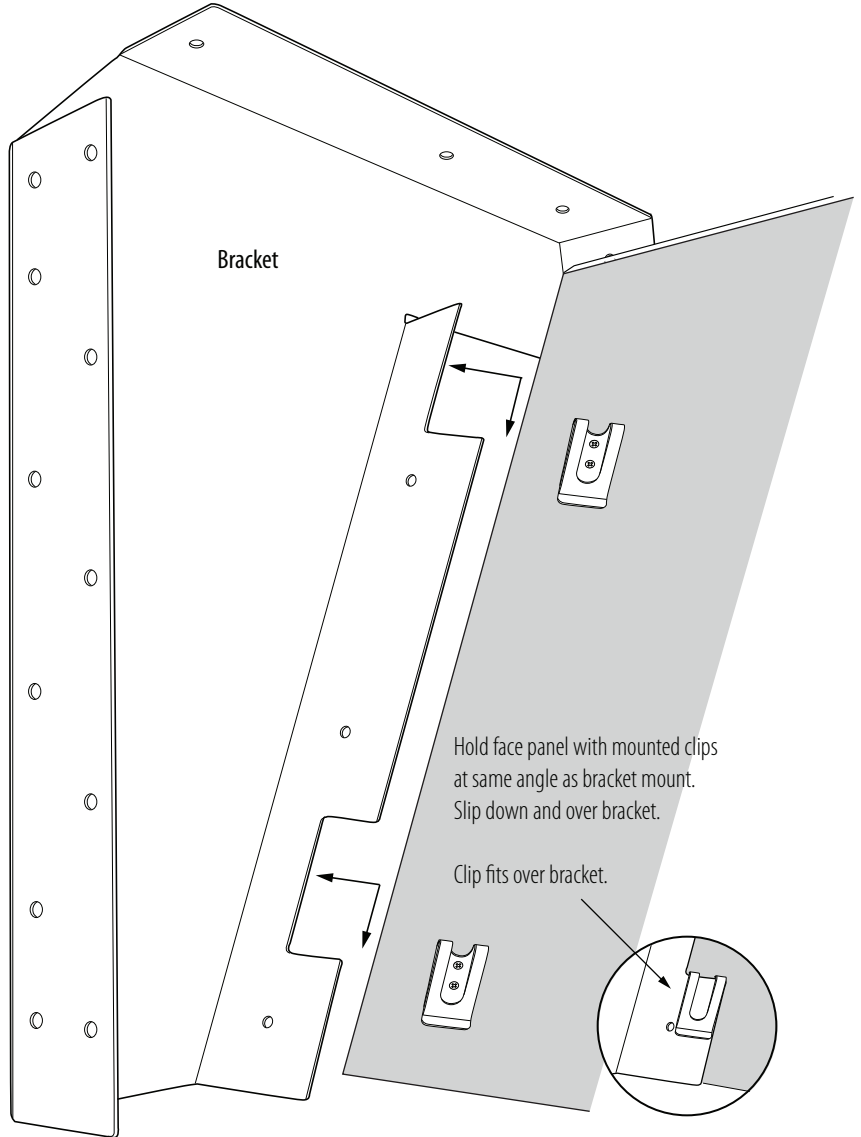
(clips & screws supplied with brackets)



## Screw clip to face panel

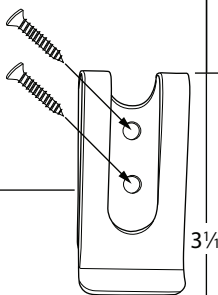
Left edge of clip is 1 5/8" from edge of panel  
(Opposite side of panel - right edge of clip is 1 5/8" from edge of panel)  
Top of clip is 13 3/8" from top of bottom clip

13 3/8"



Hold face panel with mounted clips at same angle as bracket mount. Slip down and over bracket.

Clip fits over bracket.



## Screw clip to face panel

Left edge of clip is 1 5/8" from edge of panel  
(Opposite side of panel - right edge of clip is 1 5/8" from edge of panel)  
Top of clip is 3 1/16" from bottom of panel

1 5/8"

3 1/16"

